


PHOTO TOUR PATAGONIA

“Autumn colors in puma land”



HIGHLIGHTS of this trip

- Perito Moreno Glacier
- Hiking in El Chaltén
- Puma Tracking in Torres del Paine National Park



Travel Itinerary

Patagonia photography trip: „Autumn colors in puma land“

(April 10th – May 1st, 2027)

Price: € 6.599, - per person in a double room. Group size 6 -10 participants.
€ 200, - discount applies, if you book until June 30, 2026. Excl. International flight.
Single-surcharge: € 1.580, - (incl. Torres del Paine) | € 650, - (excl. Torres del Paine)

It's a small group trip with 6 to max. 10 participants + tour leader.

Day 0, April 10th, 2027: Departure. Ideally you book a flight arriving in Buenos Aires in the morning of the following day, April 11th. If that's not possible, we will find a solution, be it an extra night in the hotel or a separate transfer from the airport (*additional cost may occur!*).

Buenos Aires, Argentina

Day 1, April 11th, 2027: Arrival in Buenos Aires. This trip includes all transfers. On April 11th you will be picked up at the Ezeiza airport and transferred to your hotel. We will coordinate the pick-up times according to the arrival times of the flights. Please note that there might be some waiting time involved. When exiting the baggage claim area after having passed through customs, have a look for a sign that says „ANDEAN EXPEDITIONS DIRNINGER / IMPRINT MY TRAVEL

[Two Hotel](#), Moreno 785, C1019AAO CABA, Argentina, Tel: +54 11 4348 9700 (TBC)

After arrival at the hotel, you can enjoy some spare time. The hotel is very centrally located, close to the main road Avenida 9 de Julio. Please note, that the rooms won't be available **before 2 p.m.**

If you like, we walk down to the port quarter Puerto Madero to enjoy some drinks or coffee. In the afternoon you can rest or visit sights close-by. I can recommend a walk through the **flea market of San Telmo** or visiting the **Reserva Ecologica Costanera Sur**, a recreation area located not far from Puerto Madero harbor.

When walking through Buenos Aires, pay attention to your belongings. Take as few valuable things as possible and carry your camera in your backpack and only take it out to take a picture. If you call a taxi, make sure it is a so called "radio-taxi" and have the driver switch on the taxi meter. You can also use reliable services like Uber.

We will **meet at 5 p.m. in the hotel's lobby** to get to know each other and go through the itinerary of the upcoming days. If you have any questions, I will be happy to answer them. I will also give you a short introduction into **landscape photography**.



At **7 p.m.** we will have dinner in an authentic Argentinian steakhouse. (The dinner is NOT included, and it is not obligatory to join, but I thought it might be nice to get to know each other and chat)

Day 2, April 12th, 2027: City tour in Buenos Aires. At 9 a.m. we will meet our English-speaking guide in the hotel's lobby. We will explore Buenos Aires by bus and by foot and visit the city's most important highlights including the **Catedral Metropolitana, Plaza de Mayo with the Casa Rosada, La Boca & the beautiful sculpture Floralis Genérica.** The tour ends close to the famous cemetery **La Recoleta**, that we can visit on our own and look for the tomb of legendary Evita.

Afterwards we can search for interesting motives together or explore Buenos Aires individually. Usually, I recommend the visit of the **world-famous bookshop "Ateneo Gran Splendid"** that offers great opportunities for symmetric photography.

In the evening you can visit a **tango show** (optional, US \$100, -) or enjoy dinner in one of Buenos Aires' excellent restaurants. (B)

[Two Hotel](#), Moreno 785, C1019AAO CABA, Argentina, Tel: +54 11 4348 9700 (B)



El Calafate, Argentina

Day 3, April 13th, 2027: Flight to El Calafate. We will be picked up in the morning and transferred to the airport. You will receive your tickets in the evening of the day before; check-in is done by my travel agency. **Flight data, departure time & pick-up time at the hotel TBC.**

(Attention: The baggage allowance for national flights in Argentina is **15 kg**. Excess baggage up to 23 kg costs 5.082 Pesos (approx. € 16, -) and can be paid at the counter.

After our arrival at the town of **El Calafate** (flight time approx. 3 hrs.), we will be transferred to our centrally located hotel. In the afternoon we can explore the city, which is characterized by outdoor shops, restaurants, and coffee houses as well as tourist agencies. A nice excursion in walking distance is the **Laguna Nimez Nature Reserve**, where we can observe a big variety of birds including flamingos. (approx. US \$9, -, optional)

Hotel Bahia Redonda, Padre Agostini 148, El Calafate, Argentina. Tel: +54 2902 492099 (B)

In the evening it might be possible (depends on availability) to organize an **authentic Patagonian barbecue** (Asado). It's a unique and very traditional experience that not only tastes good but also offers great photography opportunities. The price is US \$ 110, - (TBC) including all drinks and an Empanada cooking class by the master himself.




Day 4, April 14th, 2027: Visit of the Perito Moreno Glacier. Departure at **8 a.m.** Today we will visit the world-famous glacier **Perito Moreno** together with a local guide (English-speaking). The drive to the **Los Glaciares national park** is already a highlight itself. We can stop wherever we like and capture the vast beauty of the Patagonian steppe.

On location, there is a boardwalk that provides great views of the glacier from different angles. In the afternoon we will embark on a boat ride on the Lago Argentino which gives us the chance to see the glacier from a different perspective.

If we are lucky, we can witness the glacier calving from a close distance. In the afternoon we will head back to El Calafate and later enjoy a nice dinner in one of the local restaurants.

[Hotel Bahia Redonda](#), Padre Agostini 148, El Calafate, Argentina. Tel: +54 2902 492099 (B)



El Chaltén, Argentina

Day 5, April 15th, 2027: Route to El Chaltén. A private transfer will take us to El Chaltén. The pick-up will be around 7:30 in the morning. The big advantage of a private transfer is, that we can stop wherever we like and take our time for pictures. This is why we opted for a private bus, rather than public transportation. Arriving at Fitz Roy & Cerro Torre is simply legendary – if the weather cooperates!

The drive itself takes about 3 hours, but we usually need 5-6 hours, depending on the weather and the number of photo stops. On the way, we will stop at La Leona for a toilet break and coffee.

If the weather is good, we will drive directly to the Lago del Desierto Lake, where we can venture out on a short hike to the Huemul glacier. The trail is located on private land and an entrance fee of around US \$ 8, - applies. However, it's worth it because the views are spectacular.



Important: There is only one ATM in El Chaltén and it's not always working or full. Also, transaction fees are high and the amount you can withdrawal is limited. I recommend taking enough cash with you. Many restaurants and shops accept VISA and Mastercard, too.

Hotel Poincenot, San Martín 668, El Chaltén, Santa Cruz, Argentinien. Tel: +54 2962 49-3252 (B).

April 16th to 19th, 2027: Hiking & Photography in El Chaltén. During the following days I would like to visit several phot locations, including the secret falls at sunrise (optional: continue hike to **Laguna de Los Tres**), the waterfall **Chorillo del Salto** and the viewpoint **Condores** at sunrise. In addition, we will make an excursion to Lago del Desierto and we will visit a beautiful photo spot out of town for sunrise as well.

We will discuss the final program on location and plan our activities depending on the weather and the fitness level of the group. If you wish, you can move around individually in El Chaltén, it's a safe and very charming town.

Hotel Poincenot, San Martín 668, El Chalten, Santa Cruz, Argentinien. Tel: +54 2962 49-3252 (B).



April 20th, 2027: Hiking & Photography in El Chaltén + Transfer to El Calafate.

Weather permitting, we will take advantage of another full day in El Chaltén and go on a hike. **Laguna Torre** is an option. Our bus will wait for us at 5 p.m. and take us back to El Calafate. We will stop for snacks and toilet in La Leona again, before we go back to El Calafate. If we see great motives along the road in the evening light, we will of course stop and take our time for pictures. (B)

[Hotel Bahia Redonda](#), Padre Agostini 148, El Calafate, Argentina. Tel: +54 2902 492099 (B)

Puerto Natales & Torres del Paine, Chile


April 21st, 2027: Transfer to Puerto Natales (Chile) by public bus. We will be picked up from our hotel at 7 a.m. and transferred to the bus terminal. There, we will take the public bus to **Puerto Natales, Chile** at 8 a.m. You will receive your bus tickets the evening before. As this trip includes an international border crossing, you must keep your passport at hand! Usually, the border crossing is well organized and quick, but it always depends on the number of cars / people. The buses are very comfortable, and the ride is usually very relaxing and perfect for a nap.

Attention: *Chile is very strict regarding the import of food. The luggage will be scanned, and they use specially trained dogs to detect traces of perishable goods. Please do not bring stuff like fruit, meat, cheese, or vegetables with you. From my experiences, packed food, like muesli bars or nuts are not a problem, but I recommend showing it and asking the border police, if there are any doubts. If you bring any medicine that requires prescription, I recommend having an explaining letter by your doctor in English or better Spanish language available.*

Arrival in Puerto Natales at 2 p.m. A Taxi will wait for us at the bus terminal of Puerto Natales and take us to our hotel. In the afternoon you can enjoy some spare time. I will show you the ATM, the money exchange, and the supermarket. Later we can take pictures at the coast and enjoy the views over the Last Hope Fjord. There are also cute coffeehouses and bakeries with tasty ice-cream and cakes. (B)

Hotel [Saltos del Paine](#), Manuel Bulnes 156, Puerto Natales, Chile. Tel: +56 61 241 3607 (B)

April 22nd, 2027: Cruise through the Seno de la Ultima Esperanza. On this day we will do a full day cruise on the Seno de la Ultima Esperanza (Last Hope Fjord. During this excursion we will also visit the glaciers Balmaceda and Serrano and we will head out for a short hike. Lunch will be served at a typical Estancia. Transfer back to Puerto Natales in the late afternoon.



[Saltos del Paine](#), Manuel Bulnes 156, Puerto Natales, Chile. Tel: +56 61 241 3607 (B)


April 23rd, 2027: Sunrise shooting at the historic jetty & transfer to Torres del Paine NP. If you like, you can join me for a sunrise shooting at the historic jetty in Puerto Natales. After breakfast we will be picked up by our private transportation and transferred to the Torres del Paine NP in autumn colors. There you will be assigned your rooms in a beautiful boutique style hotel in the Serrano village.

Today we also meet our local photography- and trekking guide, who will accompany us in the upcoming days to share his knowledge with us. In the afternoon we can go on a short hike and shoot sunset at a top location. Dinner at our hotel in the evening. (B, D)



April 24th to 29th, 2027: Photography, hiking and puma tracking in Torres del Paine. The upcoming days are all about landscape photography. Thanks to our private transportation we can access all the famous and worthwhile phot spots and move around the park individually. The detailed planning will be done on location, depending on the weather.

We plan to visit various locations at sunrise, amongst them the black beach close to **Camping/ Hostería Pehoé**, the board walk at the **Explora hotel**, **Laguna Amarga**, the spectacular waterfalls **Cascada Río Paine** and **Salto Grande** as well as the idyllic **Laguna Azul**.



In addition, we will enjoy a boat tour on the Grey Lake and marvel at the mighty Grey glacier. We also have enough time to go on various (short) hikes. The hike to **Mirador Cuernos** (approx. 5 km return, easy) is very beautiful for example. Great views can be enjoyed from **Mirador Condor** and **Mirador Lago Toro** viewpoints. All hikes in the parks are optional.

Two days will be dedicated to wildlife photography focusing on pumas (cougars). Together with our local guides we will try to track them down and get some nice shots.

Hotel del Paine, Rio Serrano, Torres del Paine Natales, 6170000 Magallanes, Chile
(6x B, L, D)



In the late afternoon of April 29th (Friday) we will be transferred back to Puerto Natales. Flight to Santiago the Chile in the afternoon.

[Saltos del Paine](#), Manuel Bulnes 156, Puerto Natales, Chile. Tel: +56 61 241 3607

April 30th, 2027: Transfer to Punta Arenas & flight home. On Saturday, after three weeks full of spectacular subjects and stunning landscapes we have to say goodbye to Patagonia. The public bus takes us directly to Punta Arenas airport. Trip home or individual extension.

May 1st, 2027: Arrival in the USA/ Europe

What's included in the photography trip to Patagonia?

- **13 nights with breakfast** in carefully selected middle-range hotels. Additional meals according to the itinerary.
- **6 nights full board** in a beautiful boutique hotel in Torres del Paine national park, Chile.
- **2 domestic flights:** Buenos Aires – El Calafate | Puerto Natales – Santiago de Chile
- **3 boat tours:** Perito Moreno - Lago Argentino | Last Hope Fjord | Grey Lake
- **Half-day city-tour** in Buenos Aires
- **All transfers** (most of them by private transfer, 1 by public bus)
- **Entry fees** for all national parks
- **Local trekking & photography guides**
- **2 days of puma photography** in Torres del Paine
- **Private transportation and driver** in Torres del Paine
- **Presentation covering the basics of landscape photography and technical support** during the whole trip. Help with composition, reading light and finding motives. Introduction to Adobe Lightroom on request.

What's NOT included in the photography trip to Patagonia?

- **International flight**
- All **meals** that are not mentioned in the itinerary as well as **drinks**.
(Explanation: B = Breakfast, L = Lunch, D = Dinner)
- **Typical Barbecue "Cordero Asado"** (approx. US \$ 110, -)
- **Tango-Show** in Buenos Aires (approx. \$ 100, -)
- **Travel Insurance** (I recommend a **health insurance** as well as a **cancellation insurance**)
- **Vaccines** (there are no mandatory vaccines for Patagonia!)
- **Possible cost for visas** (Please check your travel requirements at your home country's ministry of foreign affairs!)
- **Souvenirs** and other **personal expenses**
- **Tips**

Please note that the hotels mentioned in this itinerary have not yet been confirmed yet. If not available, we will choose a hotel of similar or better quality.

Important Information:

Money: Chile is easy, cards are widely accepted, and you can retrieve money at the ATM or change at the money exchange. The Chilean Peso is quite stable, too. The situation is different in Argentina due to the high inflation and economic crisis. You can get money from the ATM, but the max. amount is something like 4000 Pesos (approx. 16 US \$). Due to the high fees this does not pay off at all, which is why I recommend bringing enough money in cash (US \$ or €). You can exchange money almost everywhere at a much better rate than the official exchange rate ("Dollar Blue"). As stated above, we will organize a money exchange after our arrival in Buenos Aires.

Credit cards are accepted in most shops and restaurants. According to my experience in April 2023, the big companies, like VISA and Mastercard, already calculate with the "unofficial" exchange rate. This means, that they don't use the official exchange rate, but the Dollar Blue. In my case, the difference was refunded a few days later.

Calculate with US \$ 20-30 for a dinner including a drink, Chile is used to be more expensive than Argentina, now it's almost the other way around. Especially Torres del Paine is very expensive, a beer 7 \$ and a soda/coffee 5 \$. However, we enjoy a full board accommodation there.

Tips for the guides and drivers are not included in the trip, please keep that in mind and reward their service.

I would recommend calculating with a minimum **€/\$ 800 per person** for personal expenses and tips. Take at least 50% of the amount in cash.

WIFI: WIFI is provided in most hotels. Sometimes it only works in the lobby area.

Equipment: Don't forget a **torch** or **headlamp** (more comfortable). **Robust trekking boots** are a must on this trip. **Poles** make your life on the trails a lot easier, especially because the winds can be very strong in Patagonia.

Due to the unpredictable weather, **dressing in layers** is the key. You need long and short sleeved **base layers**, a warm **fleece**, a **water- and windproof hard-shell** and a **warm down jacket** to keep you warm at night and on windy mountain tops. Don't forget to bring a **raincoat** and **rain pants**. I also recommend a **warm hat**, **scarf**, **thermo-underwear (Merino)** and **gloves**.

(Recommendation for photographers: The Heat Company, my promo-code is IMPRINT23)

Cameras: On this trip we need everything, from a **wide-angle lens** for spectacular landscape images to a **long telephoto lens** for wildlife photography. The recommended minimum for cougars is 400 mm, the more, the better. I also recommend bringing **filters**, especially a **polarizing filter** and **ND-filters**, as well as a **cleaning set**, **remote release**, **spare batteries**, and a **stable tripod**.

Other: Don't forget to bring **sunblock**, **sunglasses**, and a **hat**. The sun is very strong in this area but easily underestimated due to the cold temperatures. If you tend to get seasick, bring pills to avoid seasickness while on the boats!

Before embarking on the trip, you will of course receive a detailed **packing list** for clothes, accessories, and camera equipment. If you have any questions, I will be at your disposal.

Good to know:

The pictures shown in this document were taken during my trips to Patagonia in 2017, 2019, 2020, 2022, 2023, 2024 and 2025. They show good weather conditions, the best-case scenario, as I like to say. However, please bear in mind, that the weather in Patagonia can be harsh. 4 seasons in one day is not an exception, but rather the rule. These pictures should provide you with an idea of what you can expect and achieve photographically, weather permitting.

Contact details:

Below you find the most important contact details. I will usually have a local SIM, to be able to communicate myself in case of emergency. I will also install a What's App group so we can communicate easily during the trip. There is no reception in the parks, but most hotels and restaurants offer WIFI.

Lisa: +43 664 38 212 36 | office@imprintmytravel.com

Michael: +43 681 10 72 9697 | michael@andean-expeditions.com

Cecilia (customer relations): +59 168 22 64 87 (via What's App) | office@andean-expeditions.com